

**The following should be done  
DAILY:**

1. Sing 2 songs from Conscious Discipline
2. Do breathing exercises
3. Review the classroom rules
4. Utilize the Feelings chart to identify big feelings with students
5. Identify those who are absent
6. Pray for those who are absent and for your classroom that day.
7. Pray individually with each student as they come in
8. Talk about the Bible story while changing diapers and or potty training.
9. Read at least 2 books to the class - Great times to do that are while the lunch is being put out, nap time is starting, or at the end of the day.
10. Incorporate God into all aspects of the curriculum throughout the day!

## Curriculum Activity #1:



Items you will need –

- "The Very Hungry Caterpillar" by Eric Carle

Bring all the children who would like to participate to the large group area of the room. Read "The Very Hungry Caterpillar". After reading, have your children act out the stages of a butterfly. Remind the children that God made butterflies to be all different colors.

- Caterpillar: Crawl on the Ground pretending to eat everything
- Cocoon: Role up into a tight ball, and then slowly uncoil
- Butterfly: Have them hold their arms out and run around the room

## Curriculum Activity #2:

Items you will need –

- "The Grouchy Ladybug" by Eric Carle
- "How are you feeling" conscious discipline page

Bring the children who would like to participate to the large group area of the room. Show the children the "How are you feeling" sheet. Talk about the different feelings we have and have them make the faces to express their feelings. Read "The Grouchy Ladybug" by Eric Carle talking about the feelings of the characters in the book. Tell the children that God gave us emotions and feelings.

## Art Activity #1:

Items you will need –

- Orange
- Red paint
- Green paint
- Construction paper

Ahead of time, cut the orange in half. Let it dry out for a little while. Work with children 1 at a time at the table. Give each child a piece of construction paper. Have the child dip one half in red paint and print the head of the caterpillar, then using the other half, print the body with green paint and they will look similar to the picture on the cover of the book. Say, "Isn't it cool how God made oranges to taste sweet? Right now, it wouldn't taste very good though!"

## Art Activity #2:

Items you will need –

- Red construction paper
- Black dot markers
- Black pipe cleaners
- Permanent marker



Ahead of time cut out one red ladybug pattern per child.

Work with children 2 at a time at the table. Give each child construction paper and dot marker. Give the children time to add dots. Punch a pipe cleaner through the head and curl it on the ends. Add pipe cleaner legs. God made ladybugs really small.

## **Bible Activity #1:**

**Bible Story: "Jeremiah Wrote God's Words"**

**Verse: 1 John 4:19**

**Items you will need –**

- Bible story picture with story and song printed on the back of it
- Magnetic letters
- Metal cookie sheets
  - ❖ Put magnetic letters and a metal cookie pan near the Bible. As children put letters on the pan, explain that letters make words.
  - ❖ Point to the picture of Jeremiah. Tell the Bible story to the children and sing the Bible song.
  - ❖ Go over the Bible verse

## **Bible Activity #2:**

**Bible Story: "Jeremiah Wrote God's Words"**

**Verse: 1 John 4:19**

**Items you will need –**

- Bible story picture with story and song printed on the back of it
- Two unsharpened pencils
- Two large crayons
- Two nontoxic markers
- Bag
  - ❖ Put one of each item in a bag and lay the rest on the floor.
  - ❖ Lead a child to take an item from the bag and put it with the similar item on the floor. Tell the children that the items are used to write words. Relate this to Jeremiah's helper writing God's words.
  - ❖ Review the Bible story with the children and sing the Bible song.
  - ❖ Go over the Bible verse

## Colors/Shapes:

Items you will need:

- Copies of the brown bear characters

Ahead of time, two pictures of all the animals in “Brown Bear, Brown Bear”.

Work with children 1 at a time at the table. Lay out the animals and have the child match them. Talk about the colors and sounds of each animal. Say, “God made each animal look and sound different.”

## Numbers/Letters:

Items you will need:

- Play dough
- Printable Alphabet Mats
- Rolling pin
- Plastic knife.

Ahead of time print and laminate number mats. Allow 3 children to work at the table at a time. Show the children how to roll the play dough between their palms of their hands to create a ‘sausage like’ shape and then create the shape of the letter using the Alphabet Mats as a guide.

## Books:

Read the following stories multiple times this week:

- "Little Cloud" by Eric Carle
- "From Head to Toe" by Eric Carle
- "The Very Hungry Caterpillar" by Eric Carle
- "The Grouchy Ladybug" by Eric Carle
- "A House for Hermit Crab" by Eric Carle
- "1, 2, 3 To the Zoo" by Eric Carle

## Song:

Sing this song several times throughout the week:

"Caterpillar"  
"It's an Insect"



# **Bible Story:**

Jeremiah's Job

Jeremiah 36:1-4, 22-24, 27-28, 32

- Jeremiah loved God. He did what God said to do. God wanted Jeremiah to help people know about God.
- God told Jeremiah to write His words.
- Jeremiah found someone to help him write the words God said.
- The words Jeremiah wrote are in the Bible.

# **Bible Song:**

Sung to "Mulberry Bush"

God told people to write the Bible,  
Write the Bible, write the Bible.  
God told people to write the Bible  
So we could learn about Him.



# 1 John 4:19



**We**

*(Point to others, then self.)*

**love**


*(Hug self.)*


**because [God] first**

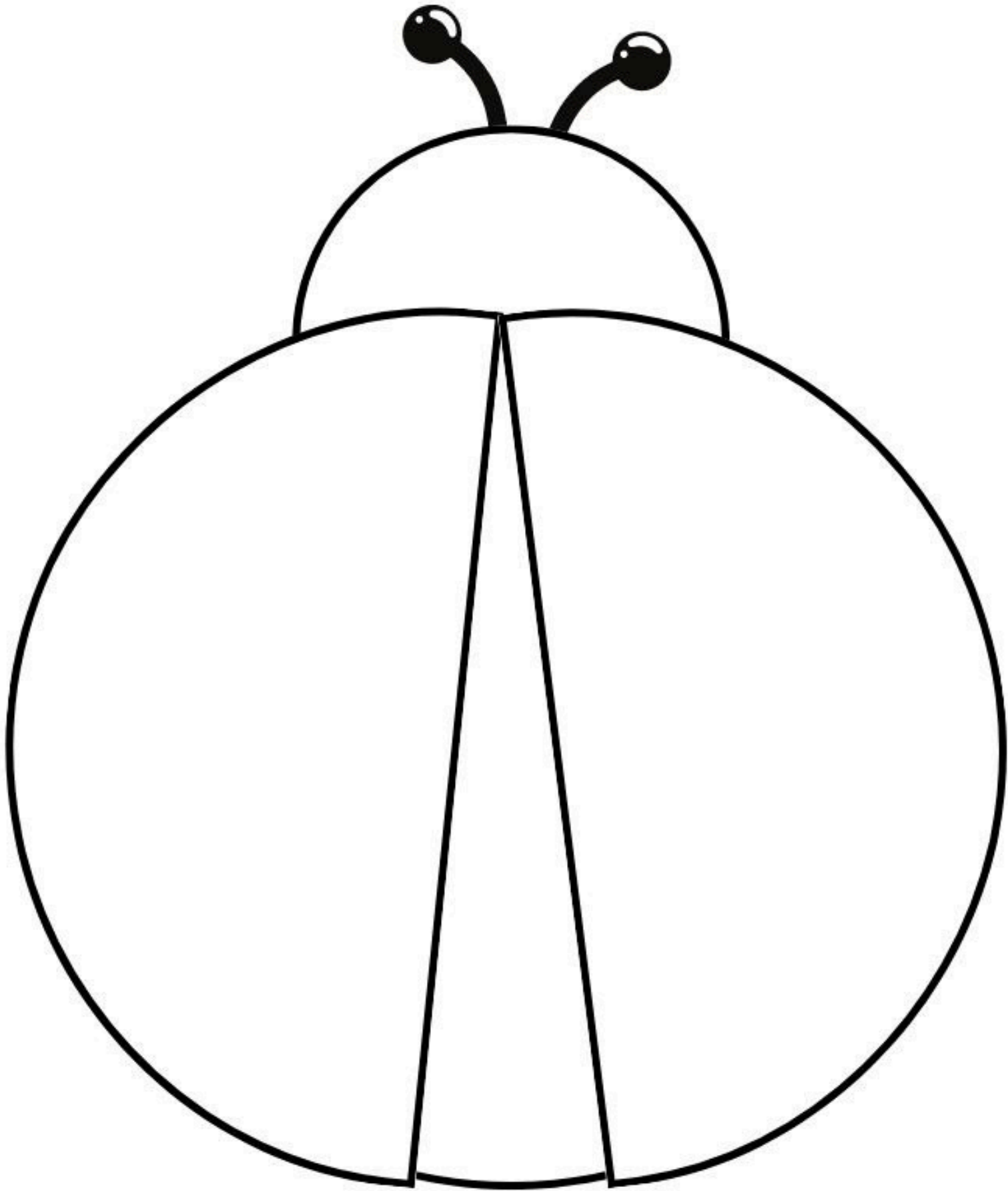
*(Strike forefinger against palm.)*

**loved us.**

*(Give self a long hug,  
rocking from side to side.)*







# Caterpillar

(Tune: Row, row, row your boat)

One caterpillar, two caterpillars, three  
caterpillars today.



Four caterpillars, five caterpillars eating  
all the day.

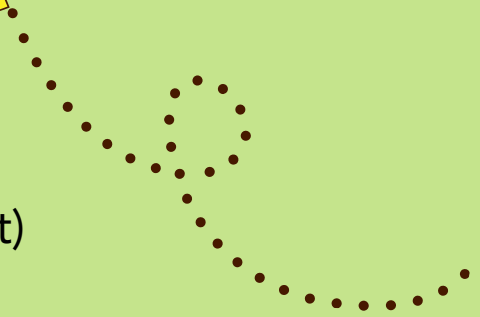
One cocoon, two cocoons, three  
cocoons today.

Four cocoons, five cocoons sleeping all  
the day.

One butterfly, two butterflies, three  
butterflies today.

Four butterflies, five butterflies, flying,  
flying away.







# It's an Insect

(Tune: Row, row, row, your boat)

It's an insect  
not a spider  
it has six legs  
instead of eight.  
It's crawling on  
my plate.





**C**

**Z**